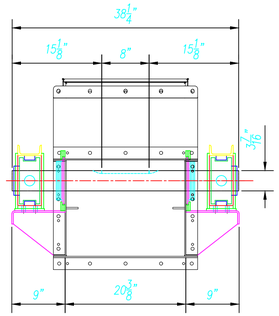

~TAIL SECTION~
~END VIEW~

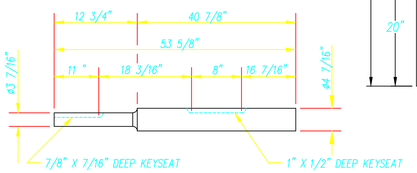

~HEADSHAFT~

(1)-REQUIRED. MK. NO. 08-2188-015-002

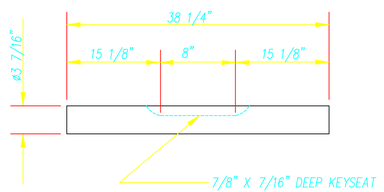

~TAILSHAFT~

(1)-REQUIRED. MK. NO. 08-2188-015-003

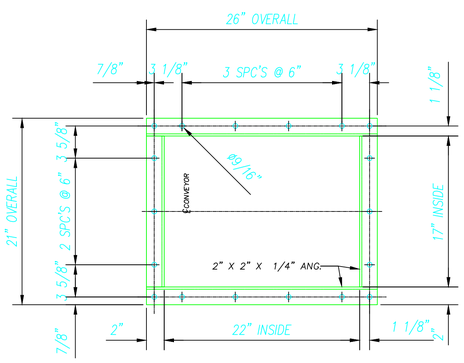

INLET FLANGE & HOLE PATTERN
(08X20, 22X17 OPENING)

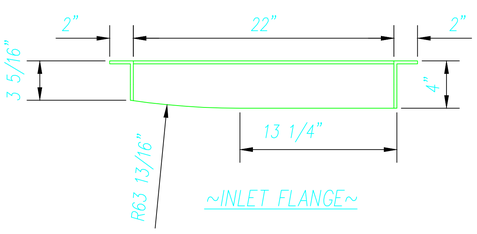

~INLET FLANGE~

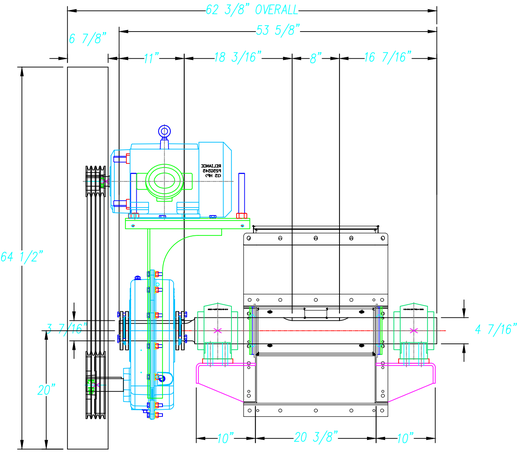

~SECTION "A-A"~

CONV. HEAD SHAFT TO EXTEND L.H. FAR SIDE AS SHOWN
(BY LOOKING FROM TAIL END TOWARD HEAD)

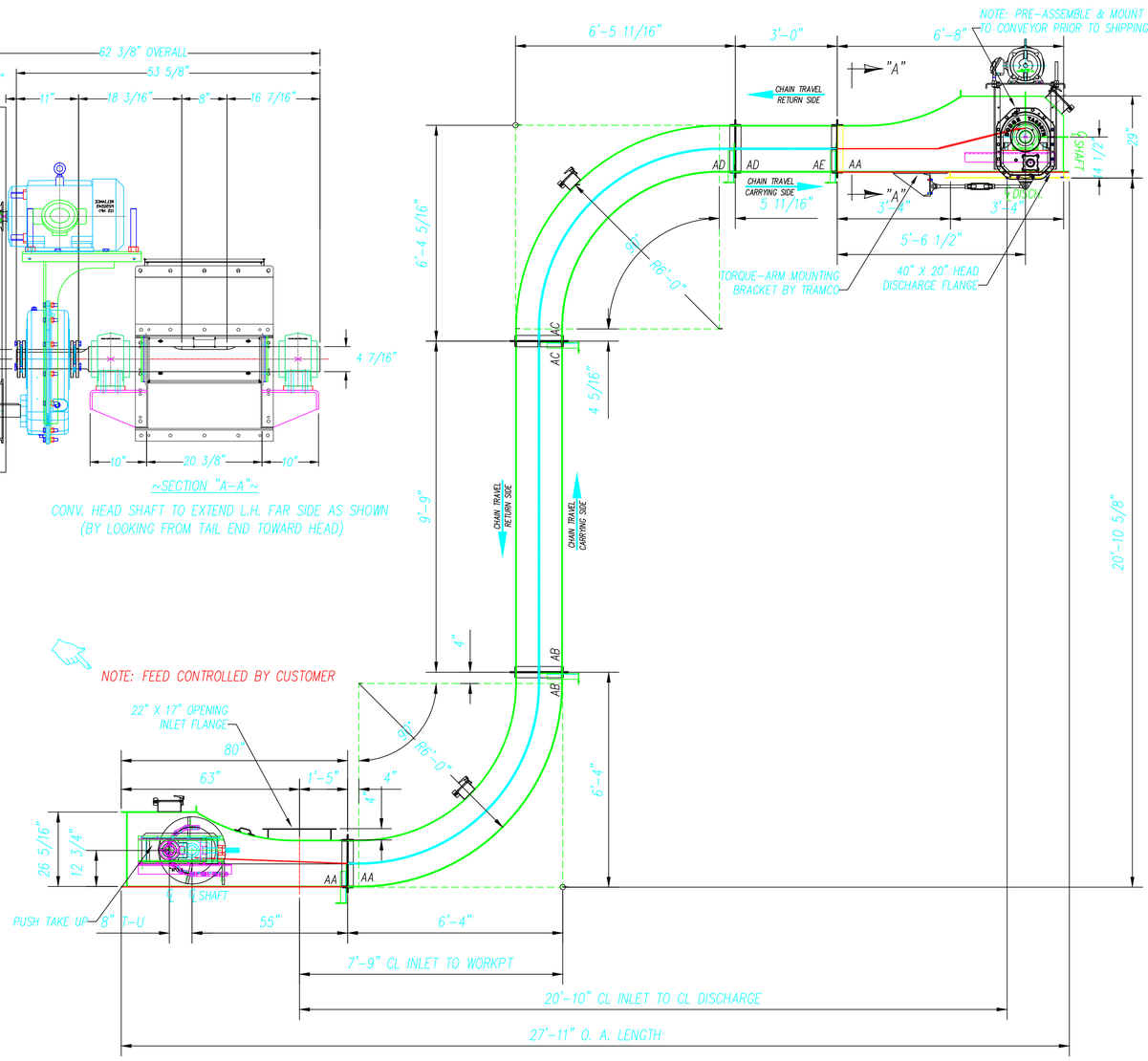

8" X 20" BULK-FLO CHAIN CONVEYOR
MK. NO. 08-2188-015-001
TAG: BLOOD MEAL ELEVATION TO TRUCK
(PUSH TU & L.H DRIVE)

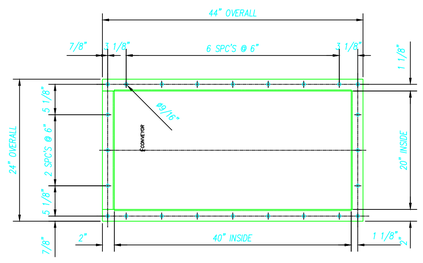

DISCHARGE FLANGE & HOLE PATTERN
(08X20, 3/16")

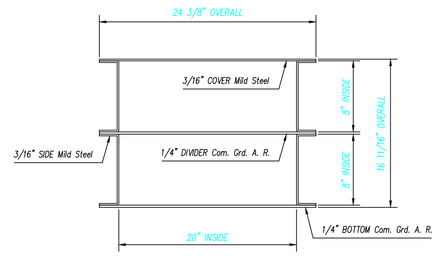

~TROUGH CROSS SECTION~
(LOOKING TOWARD HEAD SECTION)

ITEM	QTY.	MARK NO.	DESCRIPTION
1	1	08-2188-004-005-001	HD,NFLAR,08HX20W,#4 7/16",3/16", M.S,ASS'Y <HEAD ASS'Y>
	1	08-2188-015-002	HD,SHAFT,#4 7/16",53 5/8" LG. <HEAD SHAFT>(TURNED END SHAFT DOWN TO #3 7/16")
	1	TRAMCO	13T,WH-124,#4 7/16",SPLIT SPROCKET W/B.K.,S.S.,H.T.
	2	DODGE	BRNG,DODGE,P4BE407R,#4 7/16" <HEAD BEARING>
	2	226003-05&06	HD,BRNG,SUPPORT <HEAD BEARING SUPPORT>
	2	BRB001307-20001	RINO,SEAL,HD,#4 7/16",M.S,ASS'Y
2	1	08-2188-004-007-001	TAIL,08HX20W,3-7/16,3/16,,M.S,ASS'Y <TAIL ASS'Y>
	1	08-2188-015-003	TAIL,SHAFT,20W,8KEY,3-7/16 ,M.S (38 1/4"LG.) <TAIL SHAFT>
	1	TRAMCO	13T,WH124,3-7/16,SPLIT SPROCKET W/B.K.,S.S.,H.T.
	2	REX	BRNG,REX,ZT10-2307,TU,3-7/16 <TAIL BEARING>
	2	BRB002307-20001	RINO,SEAL,TAIL,3-7/16,M.S,ASS'Y
	2	GUA000307-20081	TU,PULL,3-7/16 X 8 TRAVEL,M.S,ASS'Y <TAIL TAKEUP>
3	5	08-2188-004-010-001	INT,08HX20W,9'-9"LG.,3/16",M.S,ASS'Y
4	1	08-2188-015-005-001	INT,08HX20W,3'-0"L.,3/16",,M.S,ASS'Y
5	1	08-2188-014-005-001	CRV,UP,08HX20W,06R,90DG,3/16",M.S,ASS'Y
6	1	08-2188-015-007-001	CRV,DN,08HX20W,06R,90DG,3/16",,M.S,ASS'Y
7	8	7101-04	WH-124 CHAIN ASSEMBLY, 20W,10'-0"-LG.,16.00"SPACING
8	1	7101-04	WH-124 SHORT CHAIN ASSEMBLY, 20W,8'-0"-LG.,16.00"SPACING
9	60	10307	PIN,ALIGNMENT,3/8,COTTER (SHIP LOOSE)
10	11	------	CPLG PINS,TIT,WH-124,HEAT-TREATED,W/COT (SHIP LOOSE)
11	72	7016-17	FL,WPR,WH-124,BENT,15DG.,8 3/8 x 19 1/4" LG.,3/4" U.H.M.W
12	72	7016-47	FL,BACK,WH-124,BENT 15 DG. 5 9/32 x 17 1/4" LG.,3/16" M.S
13	90	10365	BOLT,1/2 X 1-1/2 <FLANGE> (SHIP LOOSE)
14	2	3200	CAULKING COMPOUND (SHIP LOOSE)
15	1	08-2188-015-001-004	INLT,20W,17WX22,M.S,ASS'Y <INLET FLANGE> (SHIP LOOSE)
16	1	RELIANCE	15 HP 1800 RPM 3/60/230/460 VOLT I-D, II-G DUAL LABEL EXP. PROOF PREMINUM EFFICIENCY
17		------	MOTOR W/ 254T FRAME
18	1	DODGE	TA6307HO SHAFT MOUNT REDUCER FOR CLASS II SEVICE, 22.15 RPM OUTPUT, COMPLETE W/ 3 7/16"
19	1	DODGE	TA6307BG BELT GUARD ASSEMBLY (POSITION B)
20	1	------	BORE BUSHING ASSY, TA6307RA TORQUE ARM ASSY, TA6307MM MOTOR MOUNT(POSITION B-M2)
21	1	4A5.0/B5.4-2517	5.0" 4-A GROOVE MOTOR SHEAVE WITH TAPERLOCK HUB
22	1	------	#2517 "QD" BUSHING FOR MOTOR SHEAVE W/ 1 5/8" BORE, KS
23	1	4A10.6/B11.0-2517	10.6", 4-A GROOVE REDUCER SHEAVE WITH TAPERLOCK HUB
24	1	------	#2517 "QD" BUSHING FOR MOTOR SHEAVE W/ 2 3/16" BORE, KS
25	4	GATES	A-95 HIGH POWER V-BELTS
26	5 PR.	08-2188-004-016-001	6" TALL SUPPORT LEG ASSY (SHIP LOOSE)
27	2	STANDARD	5W X 8L INSPECTION DOORS
28	2	BF-1471	INSTALLATION AND MAINTENANCE MANUALS (SHIP LOOSE)
29			
30			

-FINAL DRAWING-
RELEASED FOR CONSTRUCTION

TRAMCO, INC.
WICHITA, KANSAS

DATE: 12/08/2008

FABRICATION IS PROCEEDING IN ACCORDANCE WITH INFORMATION SHOWN ON THIS DRAWING. CHANGES MAY RESULT IN DELAYED SHIPMENT AND ADDITIONAL CHARGES.

~START-UP NOTES:~

1.) CHECK ALL TROUGH INTERIOR SURFACES FOR ALIGNMENT BEFORE START-UP.
2.) CHECK ALL CARRY-BACK JOINTS FOR PROPER ALIGNMENT BEFORE START-UP.
3.) ADJUST CHAIN TENSION BEFORE START-UP.
4.) CHECK INTERIOR OF CONVEYOR FOR FOREIGN OBJECTS BEFORE START-UP.
5.) DO NOT ATTEMPT TO WORK ON THIS CONVEYOR UNLESS MOTOR HAS BEEN LOCKED OUT!!!

~GENERAL NOTES:~

6.) CONVEYOR HEAD SECTION TO BE BOLTED TO ADJOINING INTERMEDIATE SECTION.
7.) CONVEYOR TAIL SECTION TO BE BOLTED TO ADJOINING INTERMEDIATE SECTION.
8.) CONVEYOR CHAIN TAKE-UP ASSEMBLIES TO HAVE CONTRASTING COLOR FLIGHTS.
9.) CONVEYOR COMPONENTS TO BE CHEMICAL WASHED, (FREE OF ALL WELD, SPLATTER, DIRT, OIL AND RUST), BEFORE APPLICATION OF ALUMINUM PAINT(1 1/2 MILS DFT).
10.) CONVEYOR EXTERNAL HARDWARE, (ALL BOLTS, NUTS, WASHERS, BEARINGS, ETC.), TO BE FREE OF PRIMER AND PAINT. (INSTALL AFTER PAINTING PROCEDURE).
11.) CONVEYOR CHAIN AND FLIGHT ASSEMBLIES TO BE WIRED IN PLACE FOR SHIPMENT.
12.) CONVEYOR HEADSHAFT TO EXTEND LEFT HAND, (FAR SIDE).

EST. DRIVE WT.= 926 LBS
EST. CONVEYOR WT. = 7,837 LBS

CONVEYOR DATA

CUSTOMER P.O. NO.	08-14318-15
CUSTOMER I.D.	BLOOD MEAL ELEVATION TO TRUCK
CONVEYOR SIZE	8H X 20W MODEL BULK-FLO
CONVEYOR LENGTH	31'-3 1/2" OVERALL
CONVEYOR SPEED	96 F.P.M..
CONVEYOR CHAIN	WH-124,CHAIN 20W,128"-LG.,16.00"SPACING
CONVEYOR CAPACITY	5,000 CUFT/HR, 100 TPH (91T/H)
MATERIAL	POULTRY MEAL
HEAD SHAFT SIZE	ø4-7/16" TURNED DRIVE END TO ø3-7/16"
HEAD SHAFT SPEED	22.15 R.P.M.
TAIL SHAFT SIZE	ø3 -7/16"
LINER	NONE
H.P. REQUIRED	15 H.P.
NOTES:	COVER & SIDE PANEL:3/16" (5 MM) M.S DIVIDER & BOTTOM PLATE:1/4" C.G. A.R
CONVEYOR SERIAL NO.	BF-1471

SALES SIGNOFF	(DO NOT RELEASE WITHOUT SIGNATURE)	SALESPERSON:	DATE:

THIS DRAWING MAY NOT BE USED OR REPRODUCED WITHOUT PERMISSION.

REV.	BY	DATE	DESCRIPTION

DRAWN: PAT DATE: 12/15/08
CHECKED: CJ DATE: 12/15/08
SCALE: NTS MK.
REF.

TRAMCO, INC.
1020 EAST 19th STREET
WICHITA, KANSAS 67214

TITLE: 8H X 20W MODEL BULK-FLO,CHBIN CONVEYOR

FOR: PILGRIMS PRIDE CORPORATION
PROTEIN CONVERSION
MOUNT PLEASANT, TEXAS

REV. | DRAWING NO. 08-2188-015